



LOURDES HILL COLLEGE

A School of Good Samaritan Education



Turning the Tables

The problem with league tables led LHC to create its own

Faith

Learning

Connection



- http://bettereducation.com.au/Results/QCE_OP.aspx
- Ranks Qld schools based on OP 1-5, 1-10, 1-15
- Considers only OP eligible students
- To improve ranking, encourage less academic students out of OP contention (???)
- LHC has high proportion of students OP eligible



- **Develop a set of league tables based on the entire year 12 cohort of each secondary in Qld**
- **<https://www.qcaa.qld.edu.au/about/publications/statistics>**
- **Download data for last 12 years**
- **Use Excel to produce ranks**
- **Compare results with Better Education website**



- **Higher rankings for LHC in 1-5, 1-10, & 1-15**
- **Top tier schools still at the top of ranking**
- **Schools with lower proportion of OP eligible students
tend to move lower**



- **How to judge our performance?**
- **<https://www.myschool.edu.au>**
- **ICSEA**
- **Index of Community Socio-Educational Advantage**
- **Determine ICSEA rankings and correlate with OP results**



LOURDES HILL
COLLEGE

Turning the Tables – The New Problem



Which school should do better?

Faith

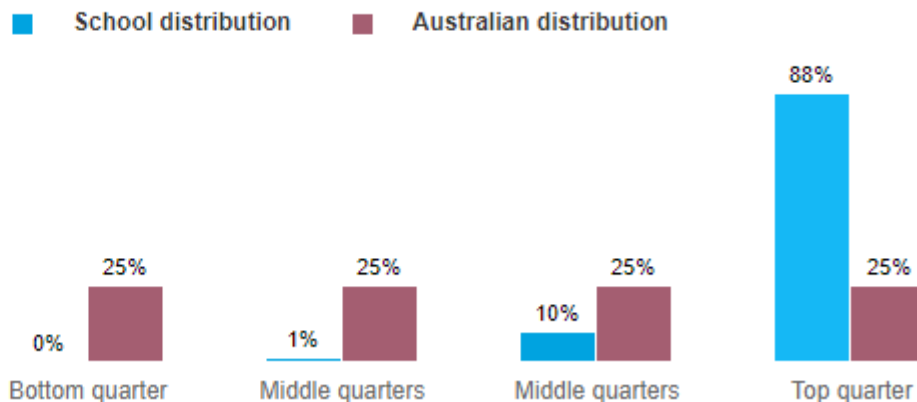
Learning

Connection

Index of Community Socio- Educational Advantage (ICSEA)

School ICSEA value 1212
Average ICSEA value 1000
Data source Parent information

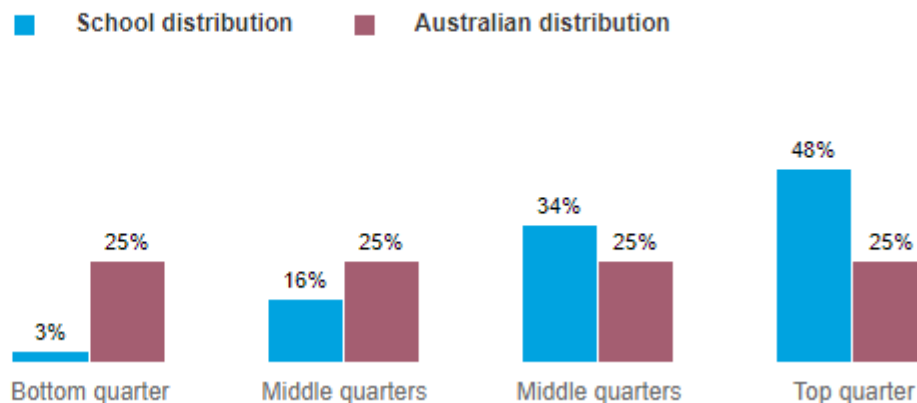
Distribution of students



Index of Community Socio- Educational Advantage (ICSEA)

School ICSEA value 1110
Average ICSEA value 1000
Data source Parent information

Distribution of students





LOURDES HILL
COLLEGE

Turning the Tables – The New Problem



Which school should do better?

Faith

Learning

Connection

Index of Community Socio- Educational Advantage (ICSEA)

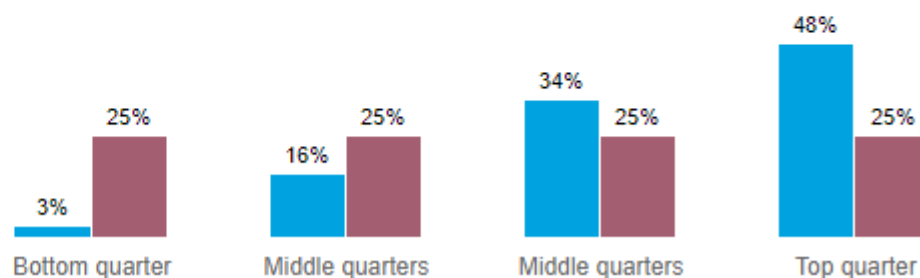
School ICSEA value 1110

Average ICSEA value 1000

Data source Parent information

Distribution of students

■ School distribution ■ Australian distribution



Index of Community Socio- Educational Advantage (ICSEA)

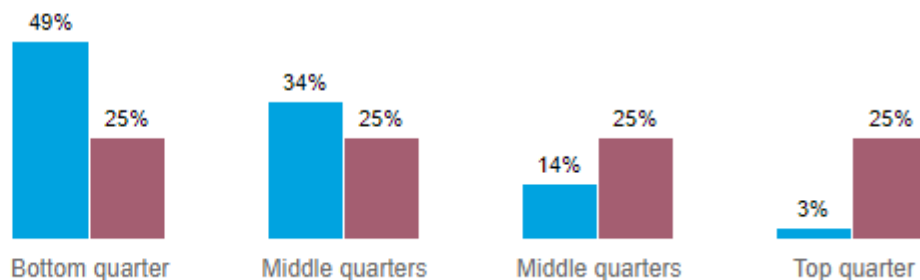
School ICSEA value 952

Average ICSEA value 1000

Data source Parent information

Distribution of students

■ School distribution ■ Australian distribution





LOURDES HILL
COLLEGE

Turning the Tables – The New Problem



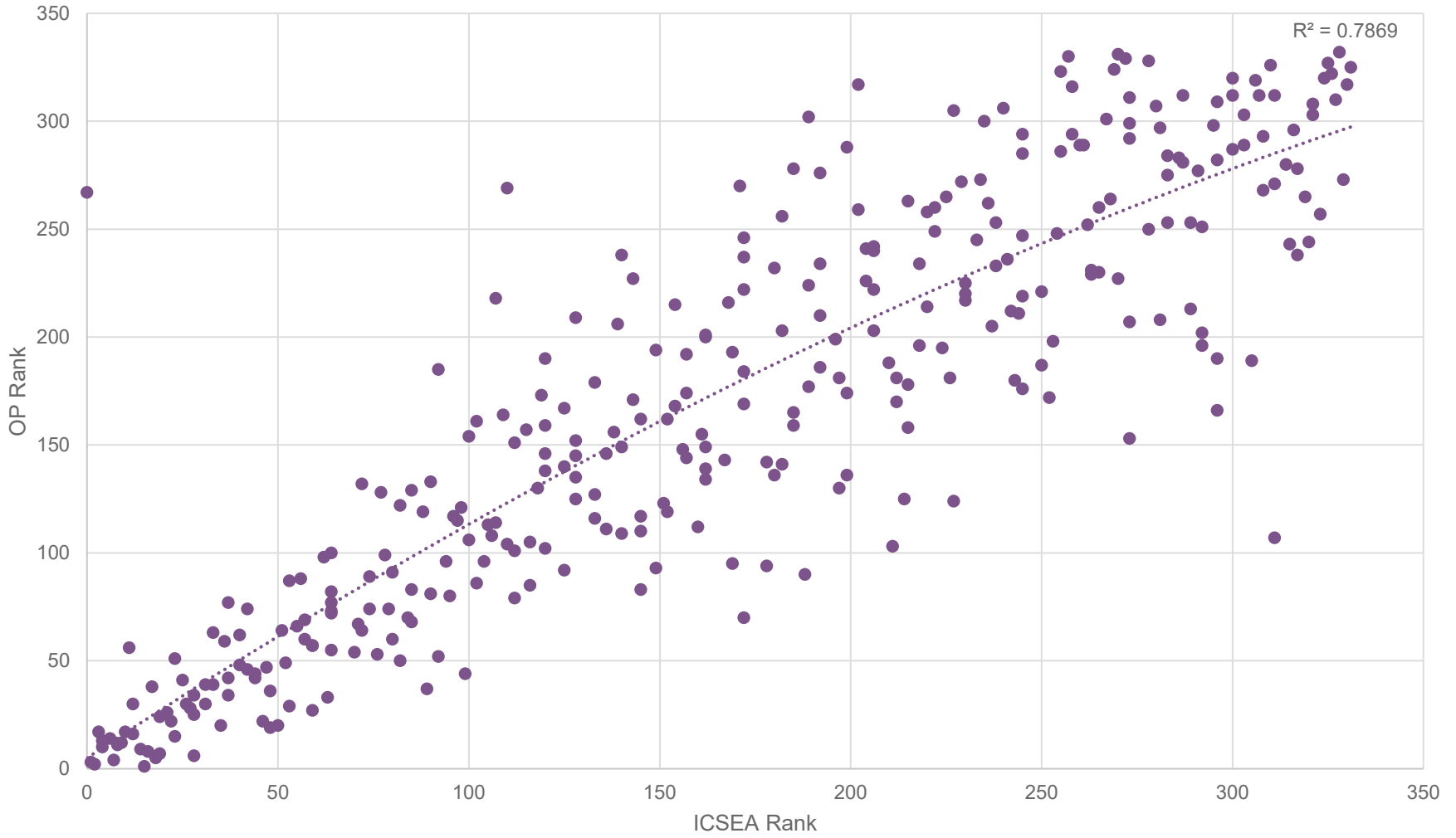
**What does the correlation between
ICSEA and OP performance look like?**

Faith

Learning

Connection

ICSEA Versus OP Rank - 2016





Can we correlate ICSEA and Naplan?

Does Naplan predict OP performance?

**What have we learned at LHC about
this correlation?**